

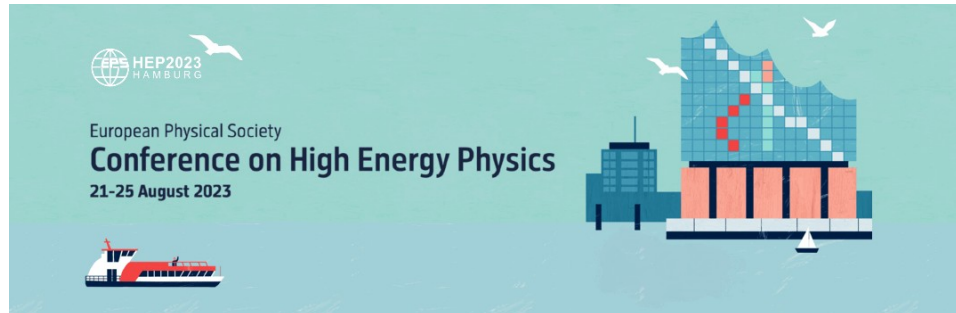
# Multi-parton interactions in pp collisions using charged-particle flattenicity with ALICE

**Gyula Bencédi**

(Wigner Research Centre for Physics, Budapest)  
for the ALICE Collaboration



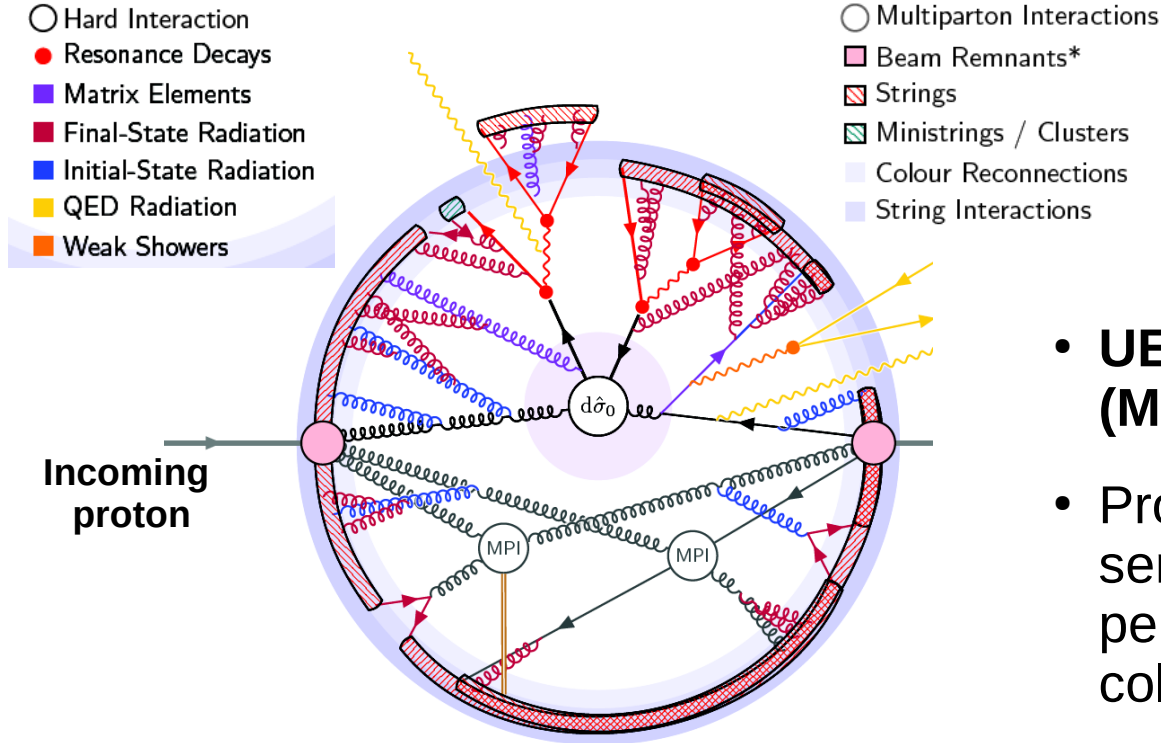
**ALICE**



# Introduction

## ***High energy pp collision:***

hard parton-parton interactions and underlying event (UE) modeled by PYTHIA



- **UE contains multi-parton interactions (MPI) supported by LHC measurements**
- **Properties of the hadronic final state: sensitive to modeling of MPI, and non-perturbative final-state effects such as color reconnection (CR)**

Main structure of a pp collision modeled by PYTHIA.  
Hadronization not included.

Edited from C. Bierlich et al., *SciPost Phys. Codebases* 8 (2022)

# Introduction

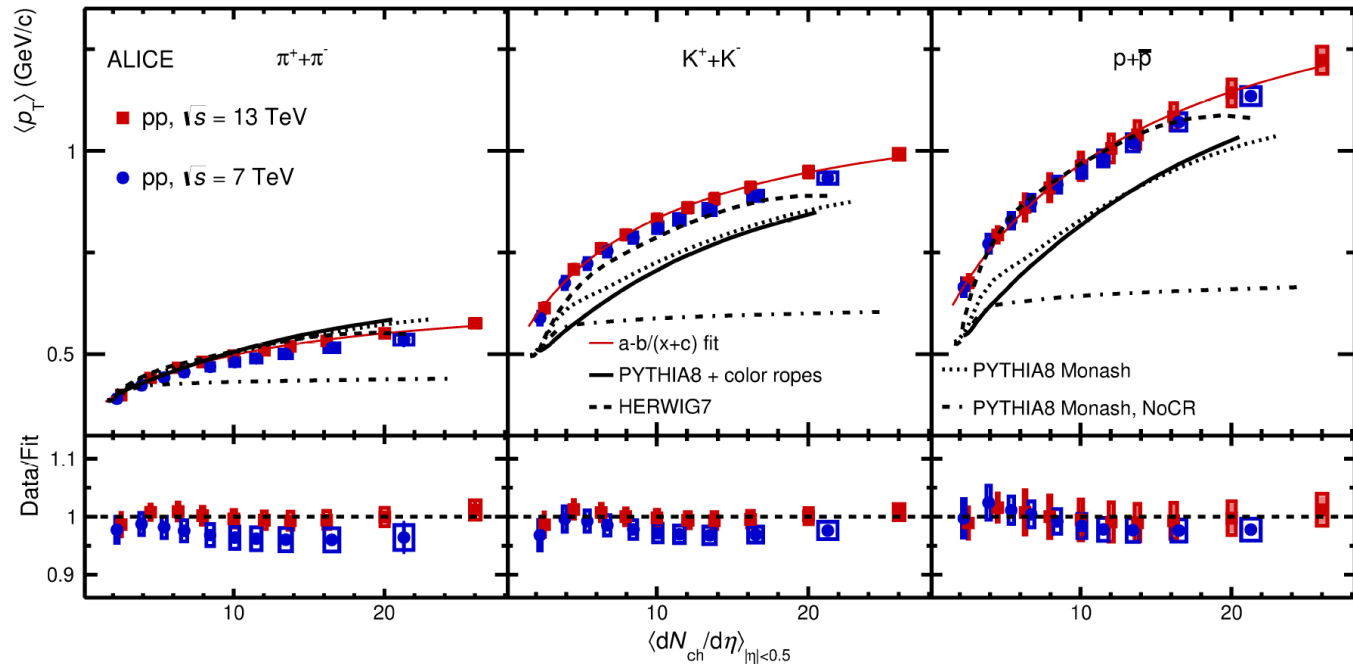
## High energy $pp$ collision:

hard parton-parton interactions and underlying event (UE) modeled by PYTHIA

## CR in $pp$ collisions with large number of MPI is particularly pronounced:

→ correlation between the average transverse momentum and charged-particle multiplicity

→ mass dependent and reminiscent of radial flow effects in heavy-ion collisions



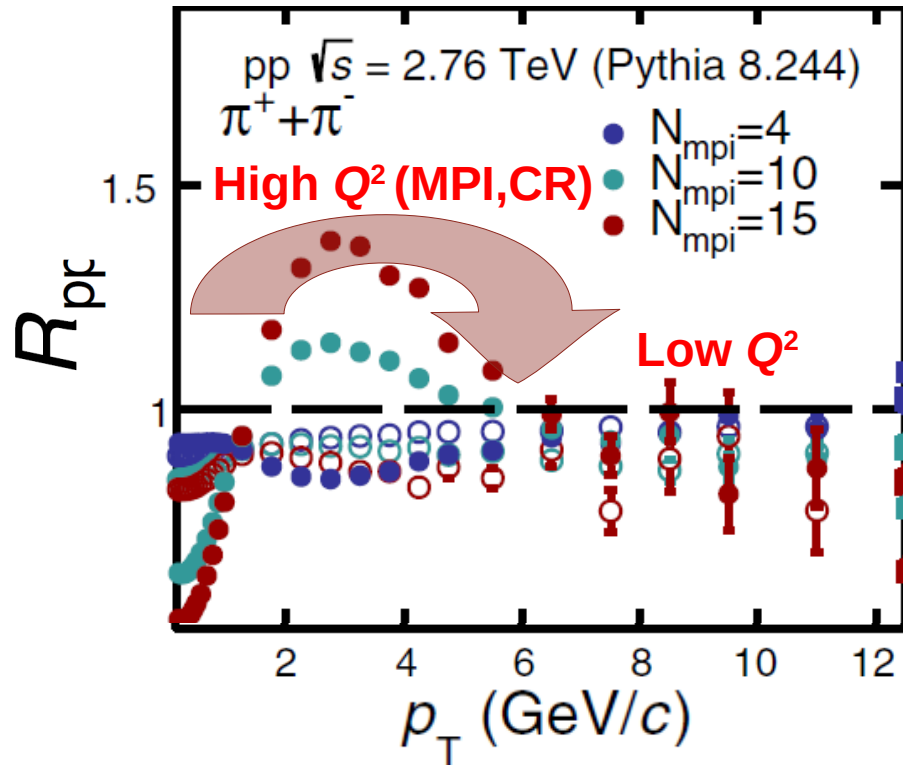
ALI-PUB-498582

ALICE Collaboration, *EPJ C* 80 (2020) 693

# Motivation

**Objective:** study particle production using event shape observable with strong sensitivity to “soft” MPI and CR effects

A. Ortiz et al., *PRD* **102** (2020) 7, 076014



$$R_{\text{pp}} = \frac{d^2 N_{\text{ch}}^{\text{mpi}} / (\langle N_{\text{mpi}} \rangle d\eta dp_{\text{T}})}{d^2 N_{\text{ch}}^{\text{MB}} / (\langle N_{\text{mpi}}^{\text{MB}} \rangle d\eta dp_{\text{T}})}$$

**Ratio of yield in MPI-enhanced pp collisions to yield for minimum bias (MB) pp collisions:**

- 40% increase w.r.t. the binary parton-parton scaling: “bump” structure in  $1 < p_{\text{T}} < 6$  GeV/c
- the effect is driven by CR
- MPI selection does not bias the high- $p_{\text{T}}$  yield

# The ALICE detector (during Run 2)



## Inner Tracking System

- triggering, vertexing, tracking

## Time Projection Chamber

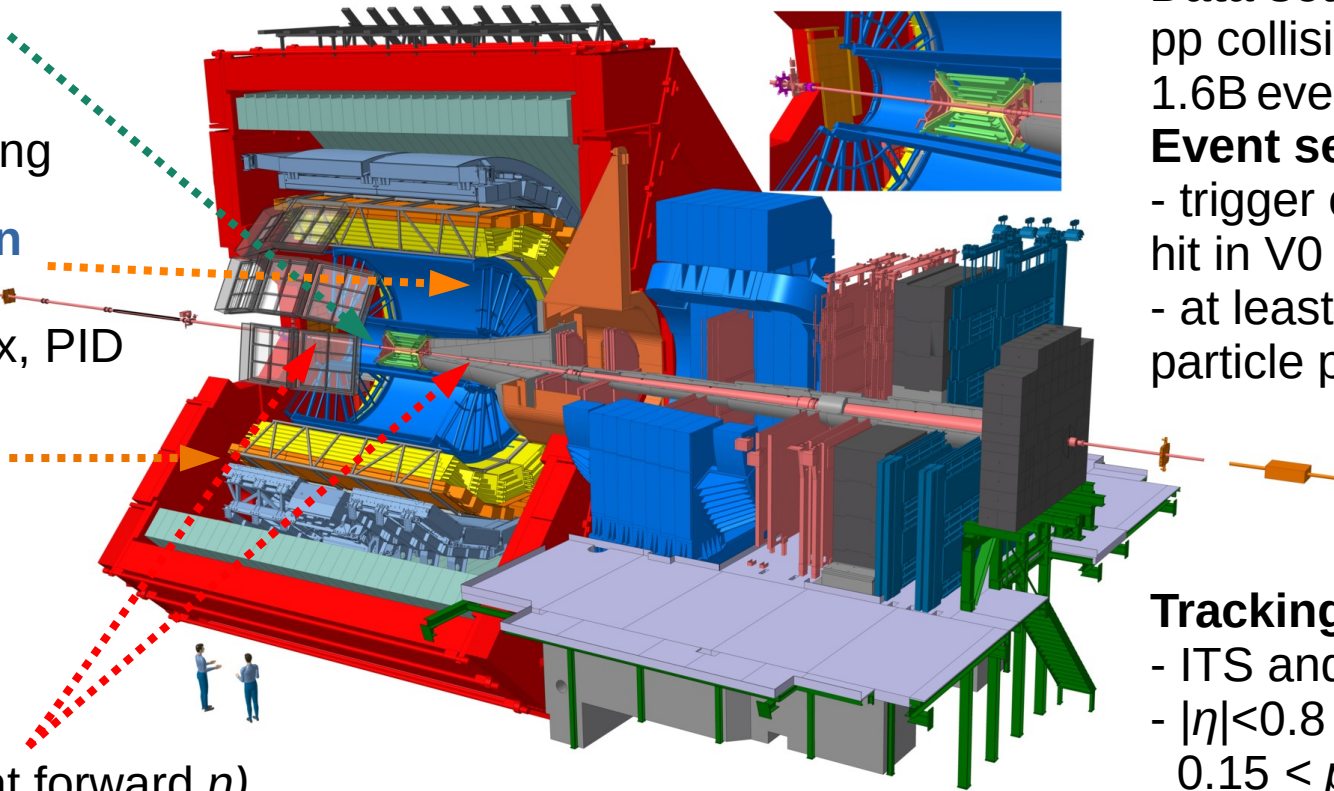
- tracking, vertex, PID

## Time of Flight

- PID

## V0 detectors (at forward $\eta$ )

- triggering
- **event classification based on** charged-particle multiplicities by measuring **signal amplitude in V0A and V0C detectors: V0M**



**Data set:** 2016–18 LHC pp collisions at 13 TeV, 1.6B events

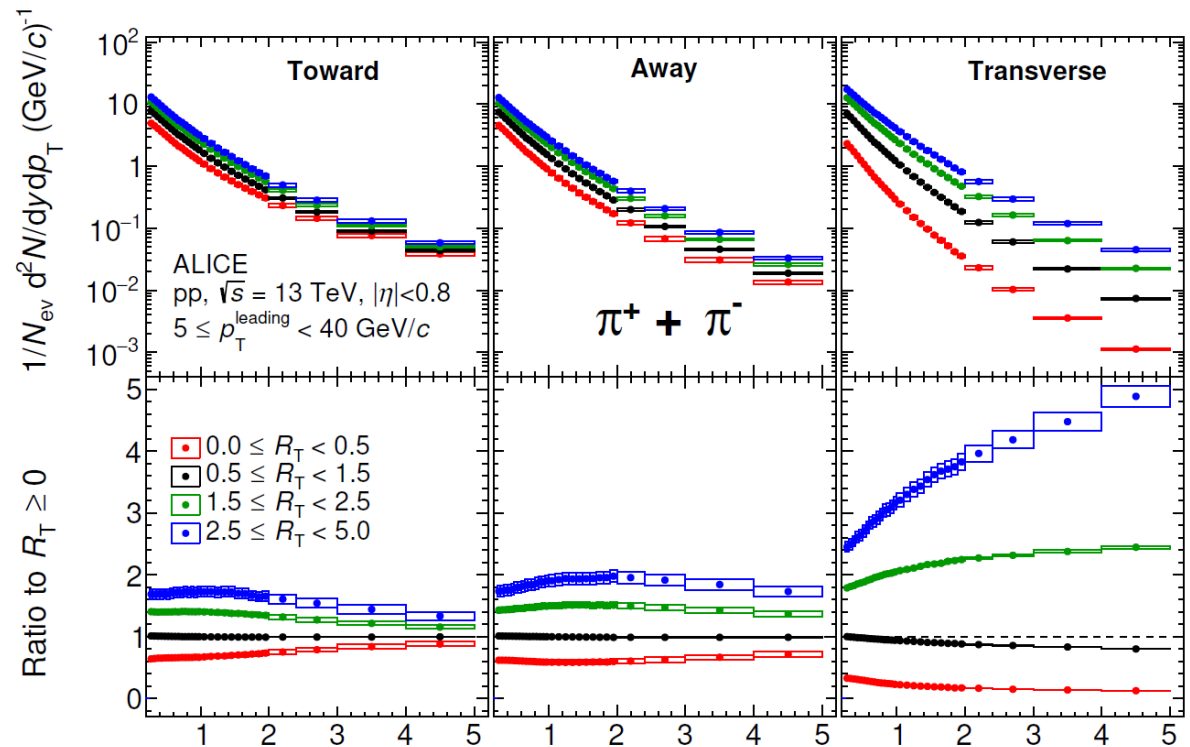
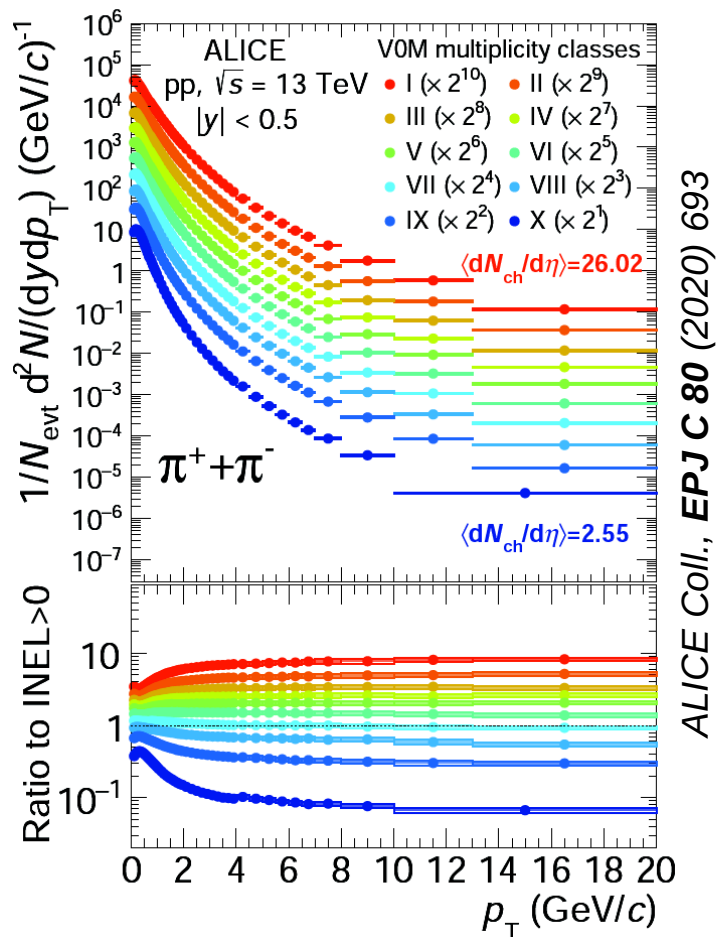
## Event selection:

- trigger on at least one hit in V0 detectors
- at least one charged particle produced in  $|\eta| < 1$

## Tracking, kinematics:

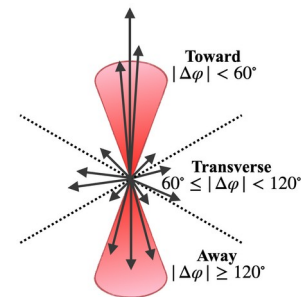
- ITS and TPC tracks
- $|\eta| < 0.8$  or  $|y| < 0.5$ ,  $0.15 < p_T < 20$  GeV/c

# Existing spectra results from ALICE



ALI-PUB-545303

$$R_T = \frac{N_{ch}^{TS}}{\langle N_{ch}^{TS} \rangle} \quad p_T \text{ (GeV/c)}$$

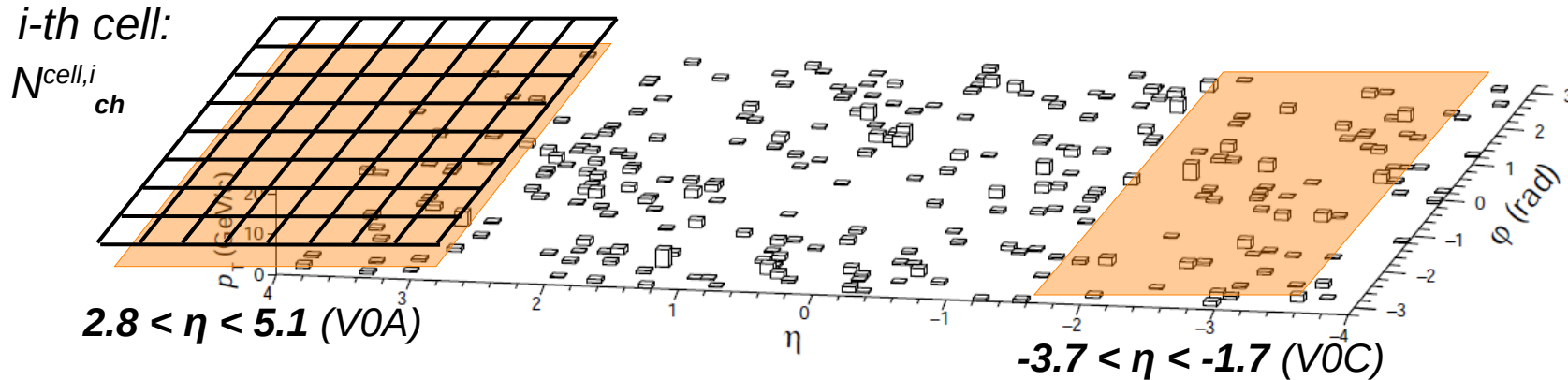


- No “bump” structure seen in any of these measurements  $\rightarrow$  selection bias
- Explore event classifier: sensitivity to MPI with reduced selection bias

# Event classification with Flattenicity

- Define a grid in  $\eta - \phi$  covered by the V0 detector of ALICE:  
 $2.8 < \eta < 5.1$  (V0A) and  $-3.7 < \eta < -1.7$  (V0C) and full azimuth
- Measure charged particle multiplicity in a grid of  $N_{\text{cell}}$  (64 cells)

PYTHIA 8.303 (Monash 2013), pp  $\sqrt{s} = 13$  TeV,  $N_{\text{mpi}}=24$ ,  $N_{\text{ch}}=325$ ,  $\rho=0.58$



- $N_{\text{ch}}^{\text{cell},i}$ : charged-particle multiplicity in the *i*-th cell

- $\langle N_{\text{cell},\text{ch}}^{\text{cell}} \rangle$ : the event-averaged  $N_{\text{ch}}^{\text{cell},i}$

- Define event shape Flattenicity<sup>[1]</sup> event-by-event:

$$\rho = \frac{\sqrt{\sum_i (N_{\text{ch}}^{\text{cell},i} - \langle N_{\text{ch}}^{\text{cell}} \rangle)^2 / N_{\text{cell}}^2}}{\langle N_{\text{ch}}^{\text{cell}} \rangle}$$

# Event classification with Flattenicity

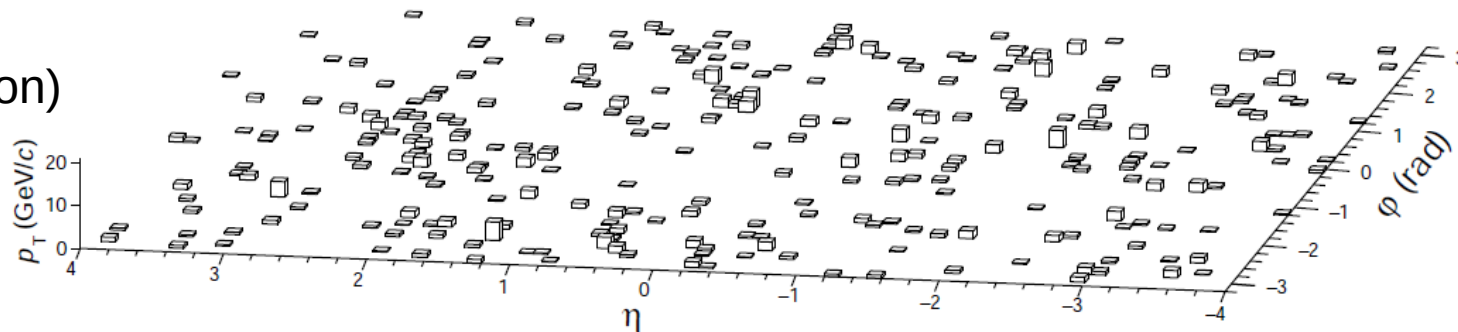
To associate with other event shapes (e.g. Sphericity) using  $1 - \rho$

**A)**  $1 - \rho \rightarrow 1$ :

**multi-minijet  
topology**

(“soft” pp collision)

PYTHIA 8.303 (Monash 2013), pp  $\sqrt{s} = 13$  TeV,  $N_{\text{mpi}}=24$ ,  $N_{\text{ch}}=325$

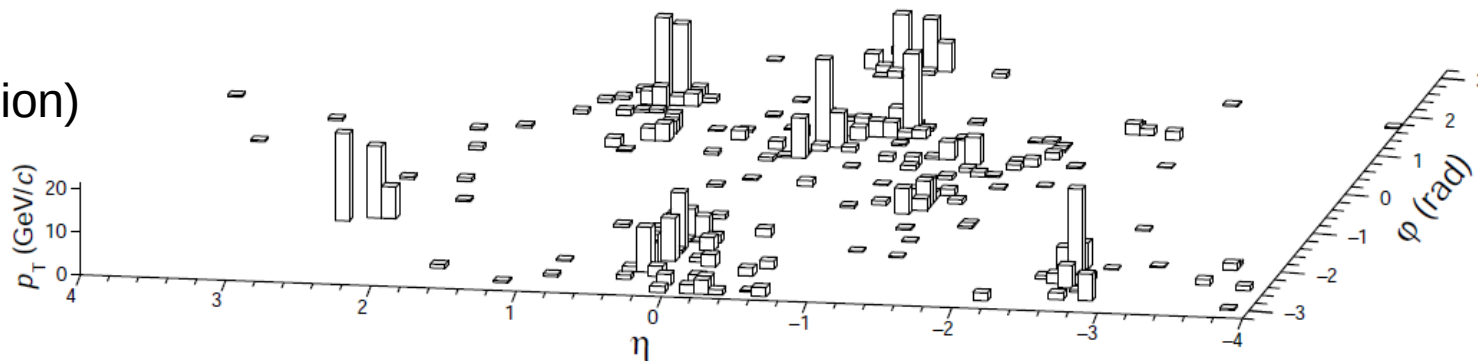


**B)**  $1 - \rho \rightarrow 0$ :

**multi-jet  
topology**

(“hard” pp collision)

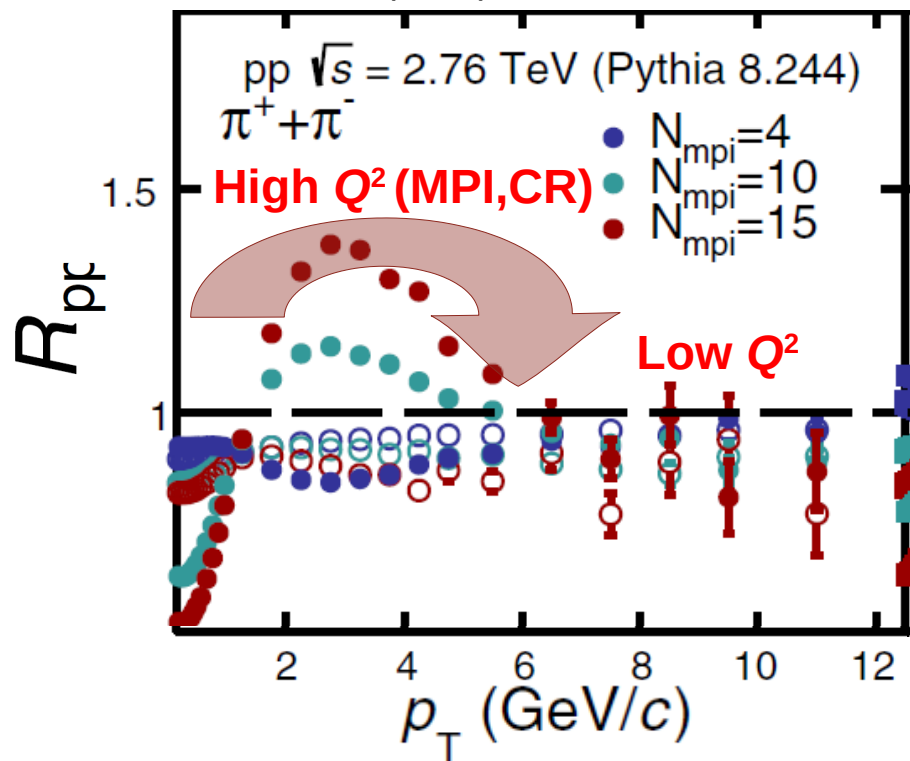
PYTHIA 8.303 (Monash 2013), pp  $\sqrt{s} = 13$  TeV,  $N_{\text{mpi}}=1$ ,  $N_{\text{ch}}=235$





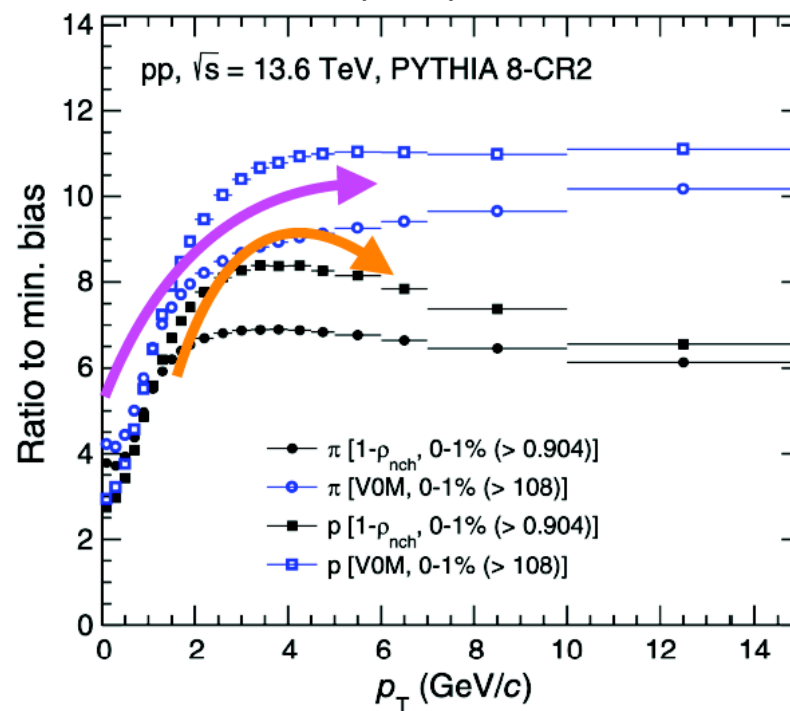
# Effects of Flattenicity selection from PYTHIA8 simulations

A. Ortiz et al., *PRD* **102** (2020), 076014



- Sensitivity to selection on MPI
- high- $p_T$  yield is not biased

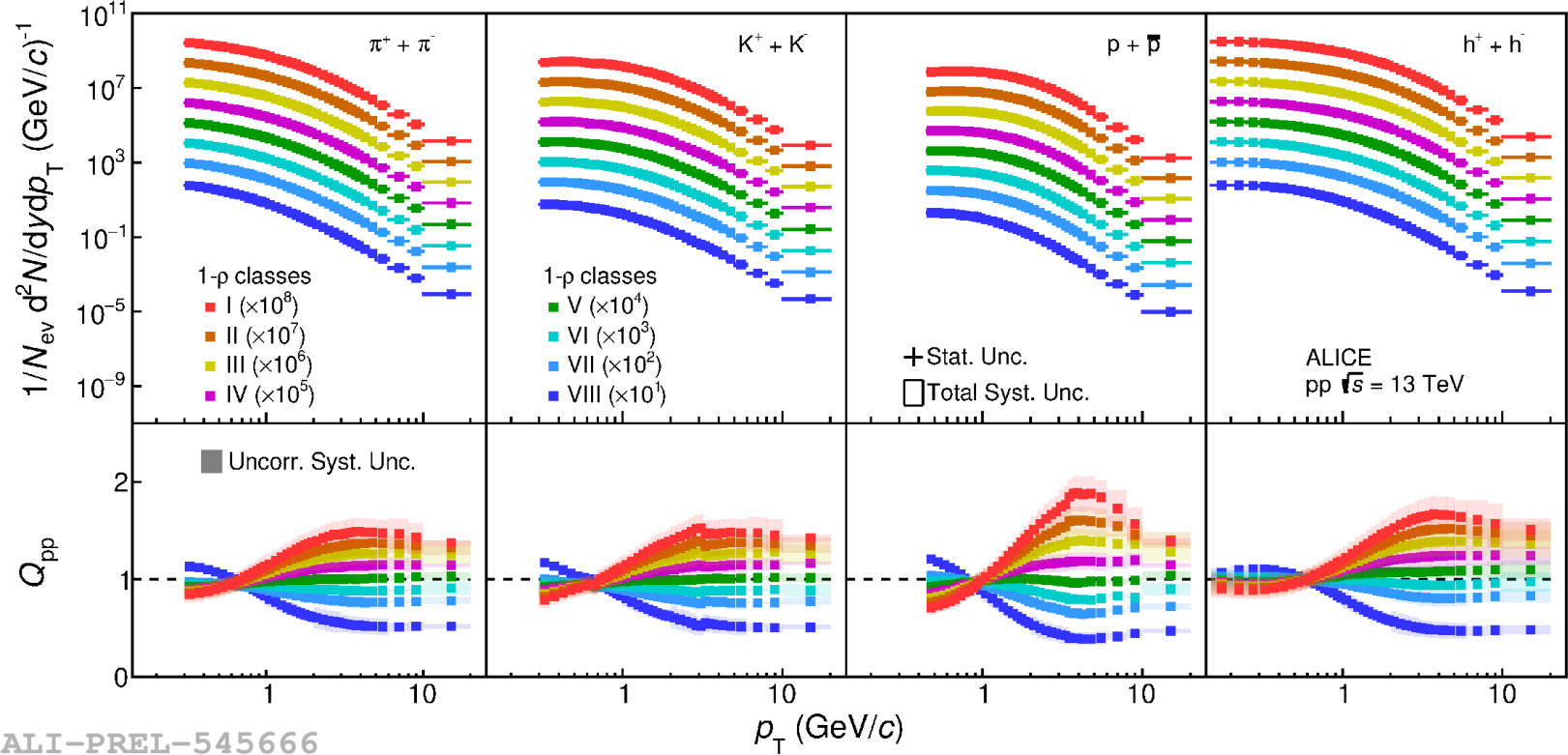
A. Ortiz et al., *PRD* **107** (2023), 076012



- Selection using  $1 - \rho$  shows “bump” structure
- Reduced bias towards hard physics

New preliminary

# $p_T$ spectra and $Q_{pp}$ ratios vs. Flattenicity



$\langle dN_{ch}/d\eta \rangle_{|\eta| < 0.8}$   
 $\approx 3.2 \times \langle N_{ch} \rangle^{MB}$

$\langle dN_{ch}/d\eta \rangle_{|\eta| < 0.8}$   
 $\approx 0.5 \times \langle N_{ch} \rangle^{MB}$

**Topology: Multi-jet to multi-minijet**

ALI-PREL-545666

**Ratio of yields to MB:**  $Q_{pp} = (d^2N/\langle dN_{ch}/d\eta \rangle/d\eta dp_T)^{1-\rho}_{class} / (d^2N/\langle dN_{ch}/d\eta \rangle/d\eta dp_T)_{Minimum\ bias}$

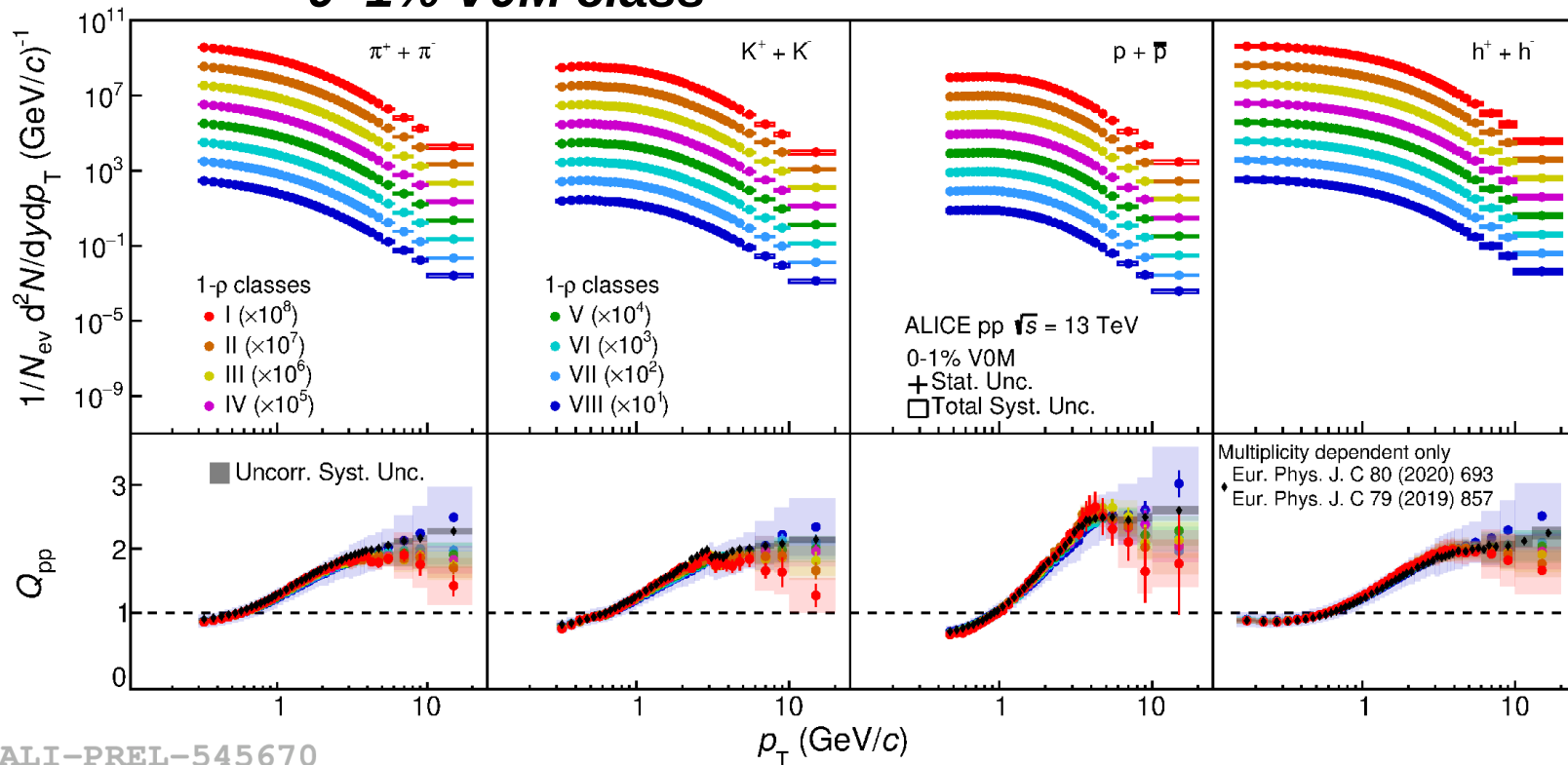
- 1) "Bump" structure: clear development of a peak for isotopic events (flattenicity class (I), 0–1% 1-p)
- 2) Mass dependency: maximum of the peak shows a mass-dependent ordering

New preliminary

# $\rho_T$ spectra and $Q_{pp}$ ratios vs. Flattenicity and V0M



0-1% V0M class



$\langle dN_{ch}/d\eta \rangle_{|\eta| < 0.8}$   
 $\approx 4.5 \times \langle N_{ch} \rangle^{MB}$

$\langle dN_{ch}/d\eta \rangle_{|\eta| < 0.8}$   
 $\approx 3.4 \times \langle N_{ch} \rangle^{MB}$

↑

Topology: Multi-jet to multi-minijet

ALI-PREL-545670

**Ratio of yields to MB:**  $Q_{pp} = (d^2N/\langle dN_{ch}/d\eta \rangle/d\eta dp_T)^{1-\rho \text{ class}} / (d^2N/\langle dN_{ch}/d\eta \rangle/d\eta dp_T)^{\text{Minimum bias}}$

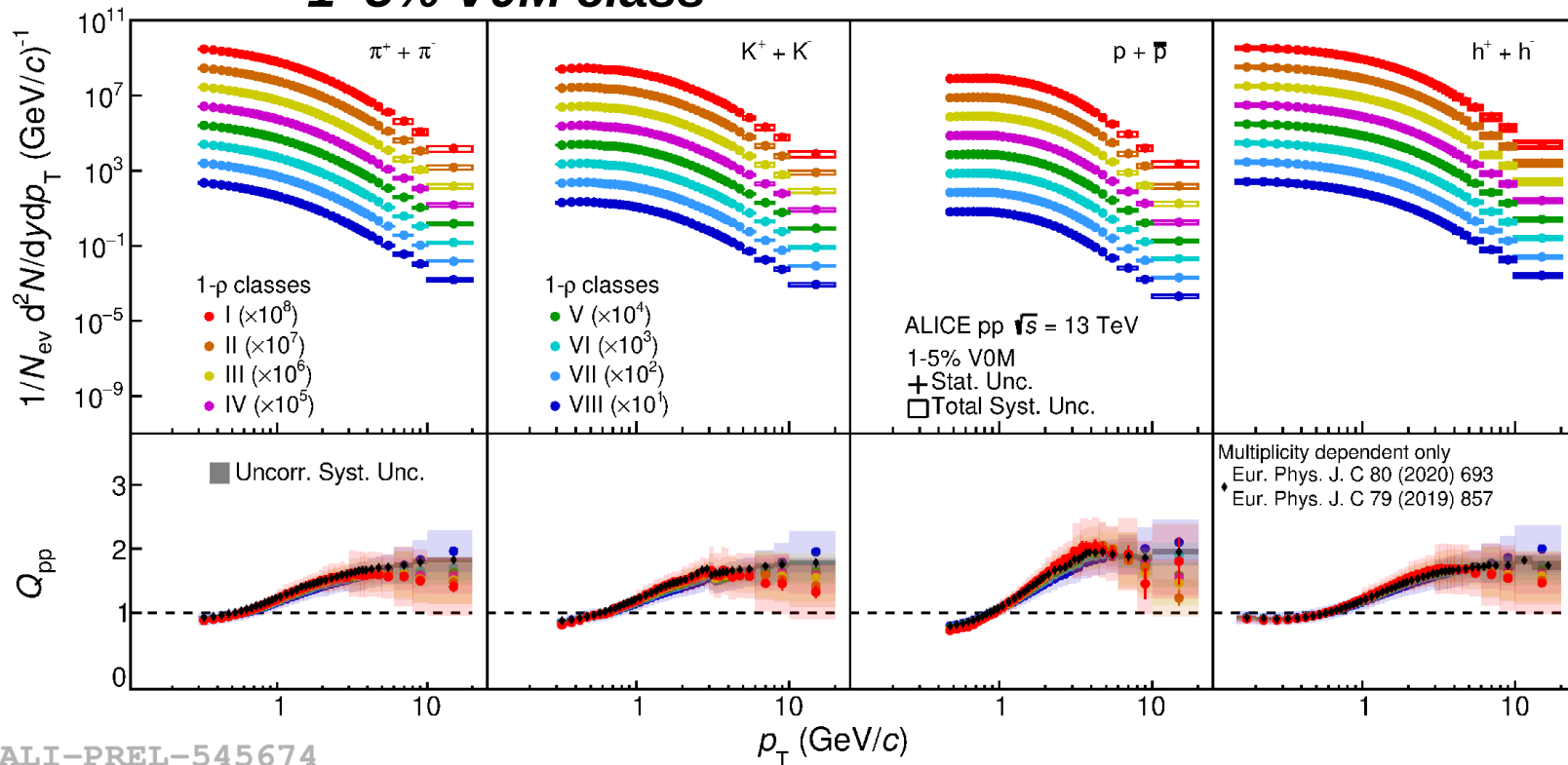
- 1) "Bump" structure: clear development of a peak for isotopic events (flattenicity class (I), 0-1% 1-p)
- 2) Mass dependency: maximum of the peak shows a mass-dependent ordering
- 3) Reduced selection bias: due to flattenicity selection with increasing multiplicity (not seen for V0M-only)

New preliminary

# $\rho_T$ spectra and $Q_{pp}$ ratios vs. Flattenicity and V0M



1-5% V0M class



$\langle dN_{ch}/d\eta \rangle_{|\eta| < 0.8}$   
 $\approx 3.5 \times \langle N_{ch} \rangle^{MB}$

$\langle dN_{ch}/d\eta \rangle_{|\eta| < 0.8}$   
 $\approx 2.6 \times \langle N_{ch} \rangle^{MB}$

↑

Topology: Multi-jet to multi-minijet

ALI-PREL-545674

**Ratio of yields to MB:**  $Q_{pp} = (d^2N/\langle dN_{ch}/d\eta \rangle/d\eta dp_T)^{1-\rho_{class}} / (d^2N/\langle dN_{ch}/d\eta \rangle/d\eta dp_T)^{Minimum\ bias}$

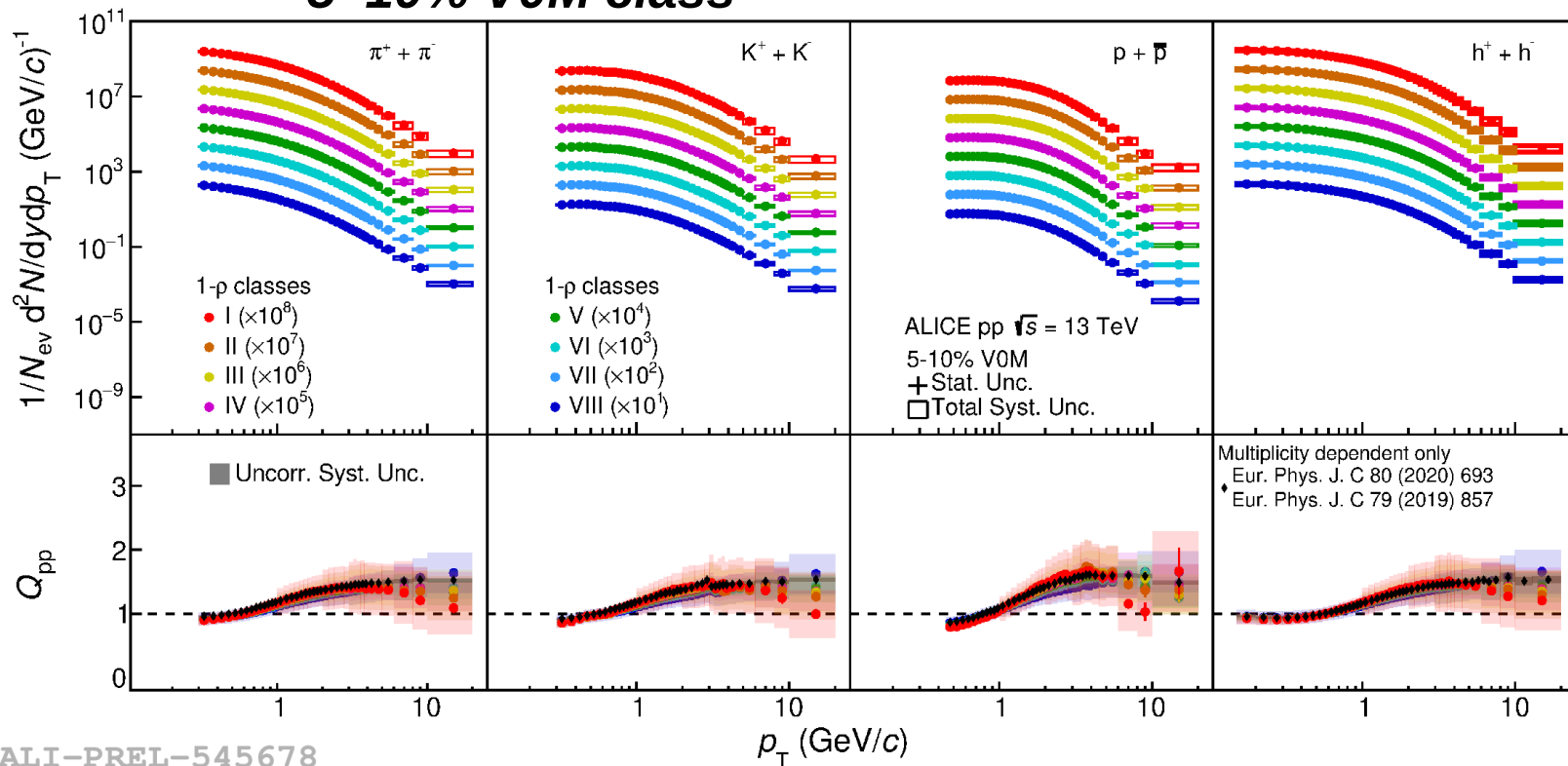
- 1) Gradual decrease of “bump” structure with decreasing V0M multiplicity
- 2) Mass ordering of the peak and reduced jet bias effects are less pronounced w.r.t 0-1% V0M class

New preliminary

# $\rho_T$ spectra and $Q_{pp}$ ratios vs. Flattenicity and V0M



5-10% V0M class



$\langle dN_{ch}/d\eta \rangle_{|\eta| < 0.8}$   
 $\approx 2.9 \times \langle N_{ch} \rangle^{MB}$

$\langle dN_{ch}/d\eta \rangle_{|\eta| < 0.8}$   
 $\approx 2.1 \times \langle N_{ch} \rangle^{MB}$

↑  
**Topology: Multi-jet to multi-minijet**

ALI-PREL-545678

**Ratio of yields to MB:**  $Q_{pp} = (d^2N/\langle dN_{ch}/d\eta \rangle/d\eta dp_T)^{1-\rho_{class}} / (d^2N/\langle dN_{ch}/d\eta \rangle/d\eta dp_T)^{Minimum\ bias}$

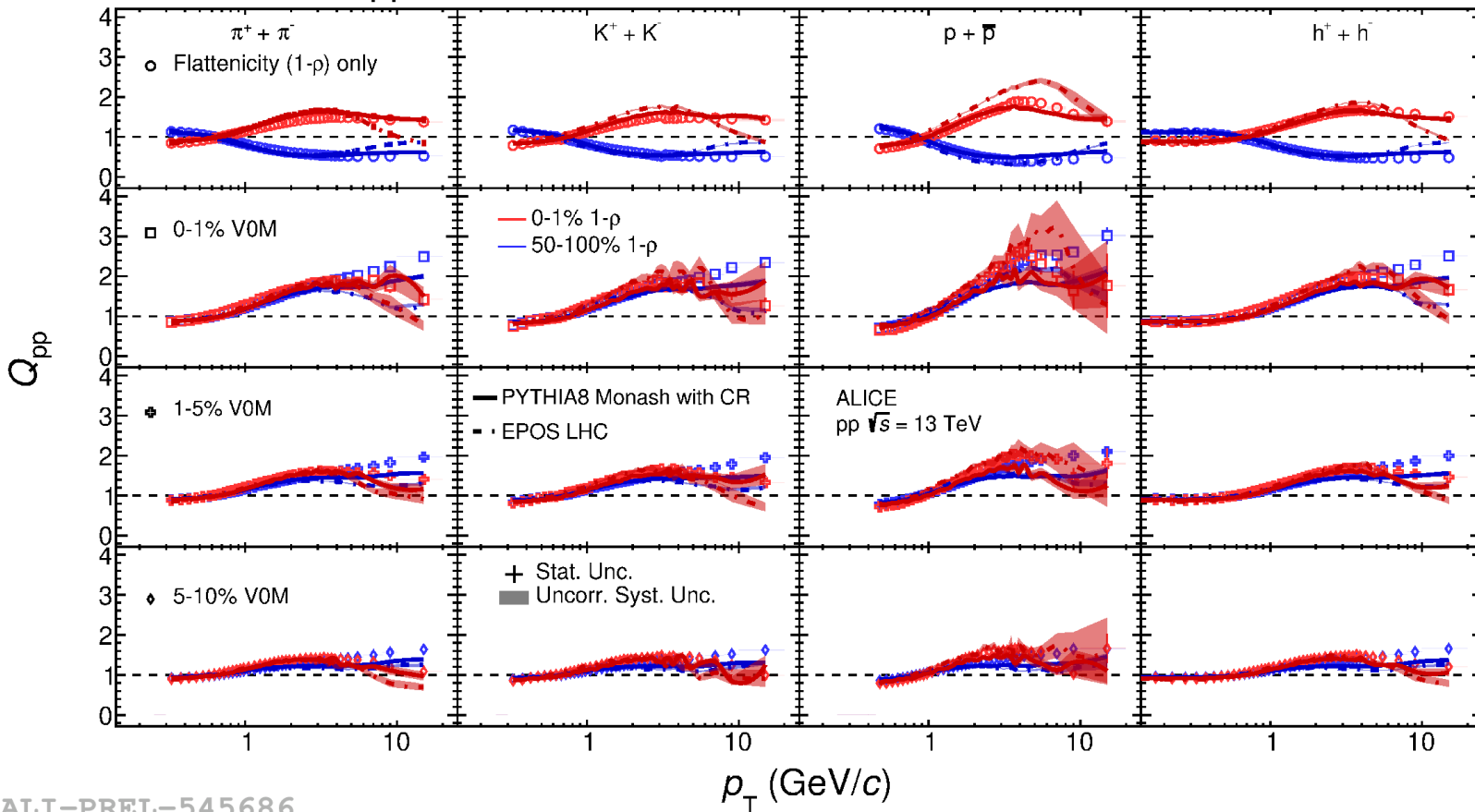
- 1) Gradual decrease of “bump” structure with decreasing V0M multiplicity
- 2) Mass ordering of the peak and reduced jet bias effects are less pronounced w.r.t 0-1% V0M class

New preliminary

# Comparison with MC models (incl. detector effects) $Q_{pp}$ ratios vs. Flattenicity and V0M



$$Q_{pp} = \frac{\frac{1-\rho \text{ class}}{\left(\frac{d^2N}{d\eta d\eta_T} \frac{d\rho_T}{d\eta}\right)}}{\left(\frac{d^2N}{d\eta d\eta_T} \frac{d\rho_T}{d\eta}\right)} \text{Min. bias}$$

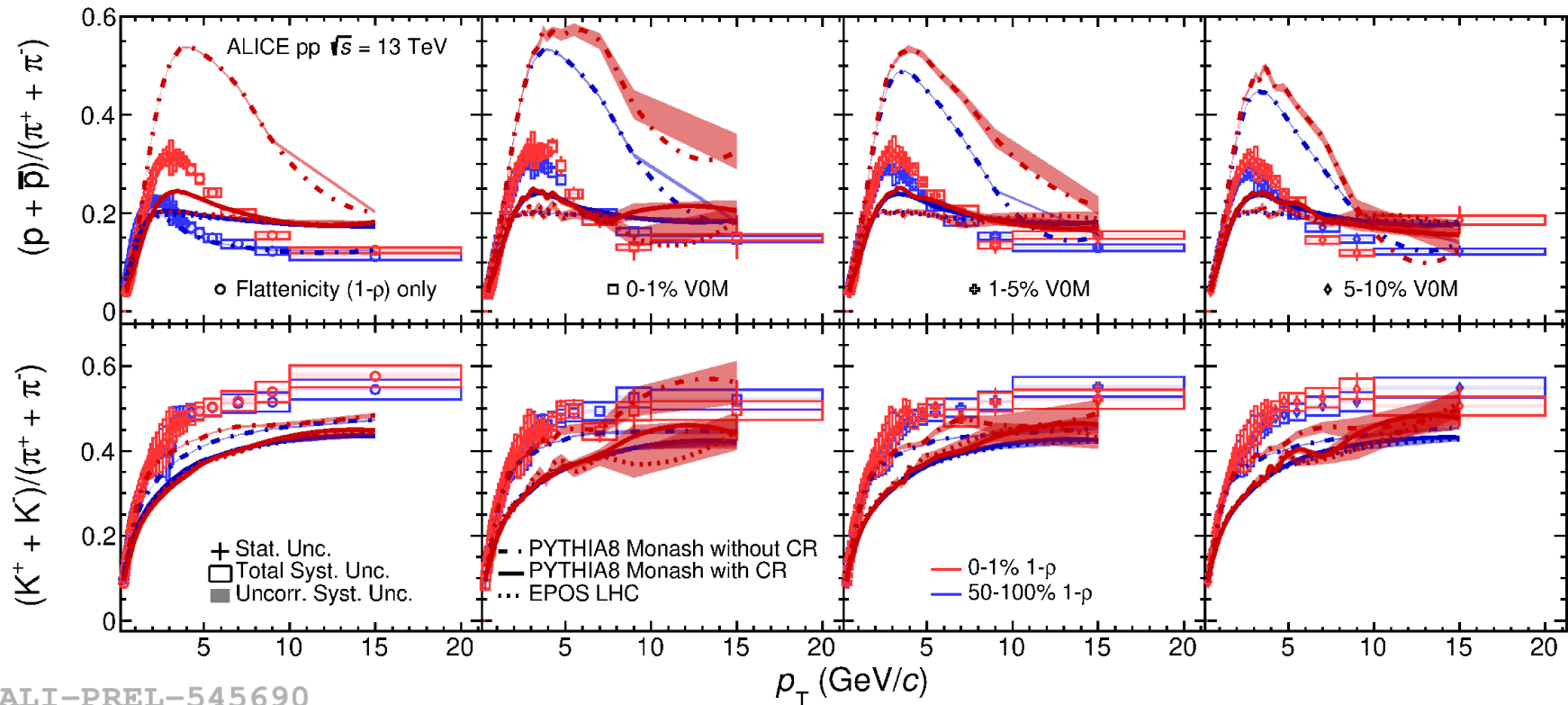


ALI-PREL-545686



Topology: Multi-jet to multi-minijet

- 1) PYTHIA 8 Monash 2013 with MPI and CR effects describes the data; sensitive to evt. sel. due to CR
- 2) EPOS LHC describes the data partially (low-to-mid  $p_T$ ); opposite trend seen w.r.t. PYTHIA8 at high  $p_T$



ALI-PREL-545690

- **$K/\pi$  ratio:** do not change with flattenicity and V0M mult.; models follow this trend qualitatively
- **$\rho/\pi$  ratio:**
  - sensitive to flattenicity-only selection, which is described by PYTHIA8 (with CR)
  - worst description by the models at the highest multiplicity (0–1% V0M) event class

Topology: Multi-jet to multi-minijet

# Summary and outlook

- Particle production is studied in pp collisions at 13 TeV using the ***new event shape observable flattenicity*** for the first time
- Double-differential measurement of (un)identified  $p_T$  spectra in flattenicity and VOM multiplicity event classes is performed
- For **isotropic events**, the ratio of event-class dependent  $p_T$  spectra to that of MB, ( $Q_{pp}$ ) develops a **“bump”-like structure** with increasing multiplicity that is mass dependent
- Results indicate that Flattenicity-selection is
  - sensitive to soft particle production, as suggested by MC event generators
  - less sensitive to a (jet-) bias from high- $p_T$  processes
- PYTHIA8 (Monash2013) describes quantities studied in flattenicity classes
- **Outlook:**
  - More results are coming, ***paper in preparation***
  - Measurements with ALICE Run 3 data are ongoing



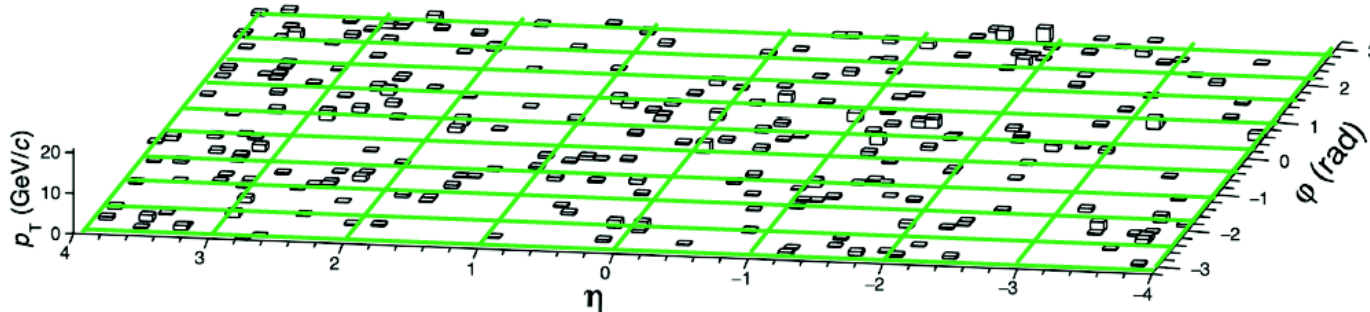


# Backup

# MC studies on Flattenicity

Define a grid in the  $\eta - \varphi$  plane:  $N_{\text{cell}} = 10 \times 8$

Phys. Rev. D 107, 076012



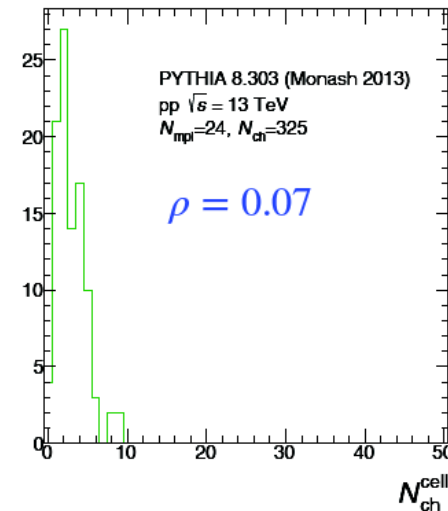
The  $N_{\text{ch}}^{\text{cell}}$  distribution is obtained (EbE)

Measure the charged-particle multiplicity in the  $i$ -th cell:  $N_{\text{ch}}^{\text{cell},i}$

For each event Flattenicity is computed:

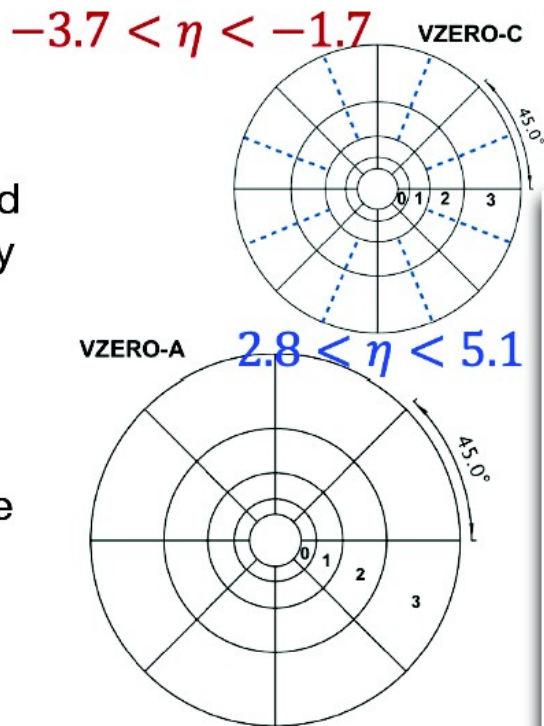
$$\rho = \frac{\sqrt{(N_{\text{ch}}^{\text{cell},i} - \langle N_{\text{ch}}^{\text{cell}} \rangle)^2 / N_{\text{cell}}^2}}{\langle N_{\text{ch}}^{\text{cell}} \rangle}$$

Events with isotropic distribution of particles are expected to have small  $\rho$  ( $\rho \rightarrow 0$ )



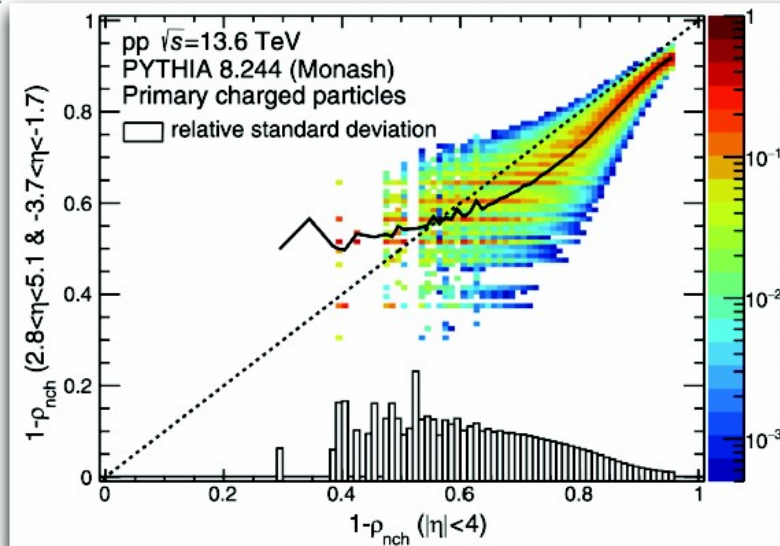
# MC studies on Flattenicity

Based on MC simulations, Flattenicity measured in the pseudorapidity interval covered by the ALICE V0A and V0C detectors is strongly correlated with the shape of the events measured in eight units of pseudorapidity



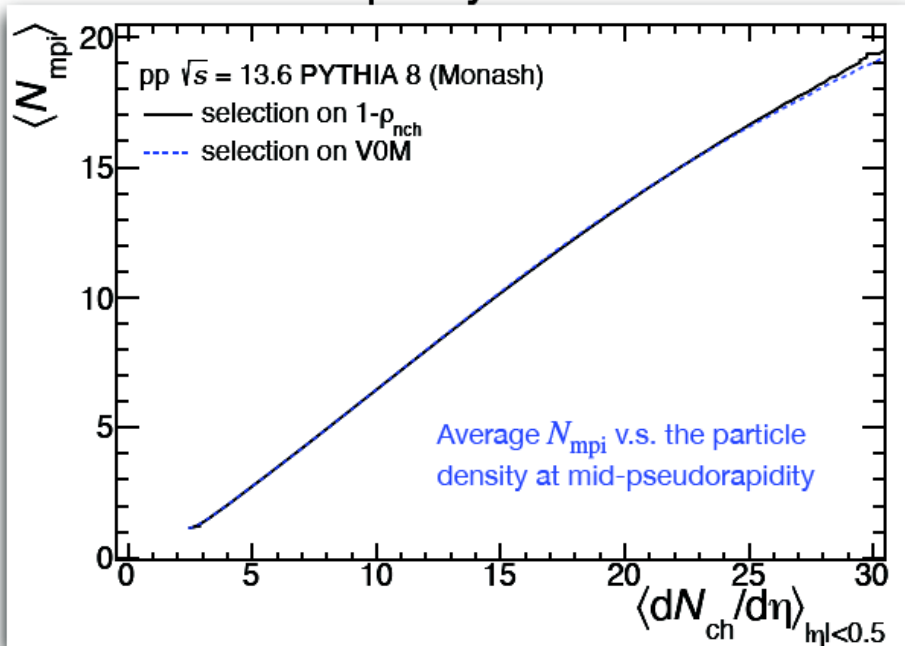
$$\rho = \frac{\sqrt{(N_{\text{ch}}^{\text{cell},i} - \langle N_{\text{ch}}^{\text{cell}} \rangle)^2 / N_{\text{cell}}^2}}{\langle N_{\text{ch}}^{\text{cell}} \rangle}$$

Phys. Rev. D 107, 076012



# MC studies on Flattenicity

Same sensitivity to MPI as the VOM multiplicity estimator



Flattenicity selects “softer” pp collisions than the VOM estimator

